




# CMV SHARPER FINISH

*"The Ironer People"*

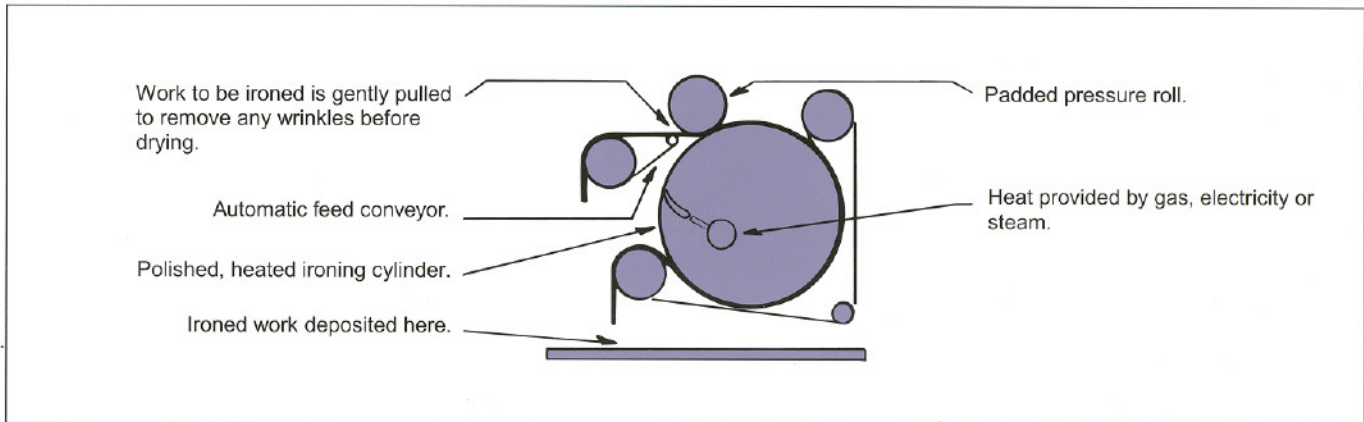


**IMPRESS 950<sup>®</sup>**





## CMV Sharper Finish



The ironing process of the Impress ironer – and the results – are very similar to careful hand ironing, but considerably faster and easier. The padded pressure roll that applies just the right amount of pressure automatically to smooth out the wrinkles produces the exceptional ironing quality. The surface speed of the automatic feed conveyor is less than the pressure and heated rolls. The result is a gently pulling action that removes wrinkles before the linen is firmly held against the heated roll for drying. Linen to heated roll contact is nearly 2100 square inches, offering superior drying capacity. Far more stretching and drying can be done with the Impress than by comparable single roll chest ironers.

### Why Iron?

Unfinished linens can destroy the ambiance of an otherwise well appointed dining or hotel room. “No-Iron” linens were developed primarily for home use, where dryer temperatures and spin cycles can be precisely set and the flatwork can be taken from the dryer in time to preserve an acceptable appearance. This degree of personal attention is not possible, even in the smallest of commercial laundry operations.

An on-premises laundry provides a significant dollar savings and is considerable more convenient and flexible than an outside service.

### Simplified Operation

The Impress 950 greatly simplifies ironing. An operator can be trained to use the Impress in a short period of time.

Linen to be ironed is taken from the washer/extractor and placed on the Impress’s automatic feed conveyor, which guides the linen accurately and at the correct speed to a highly polished, heated finishing roll (excessive moisture might require the linen to be placed in a dryer for a short time prior to ironing).

After passing over the heated roll, the ironed linen is deposited on a table conveniently located at the front of the machine. The linen can now be stacked or folded for immediate use.

### Productivity and Cost

Production rates are, of course, dependent upon a number of factors, but on an average, up to 100 – 54” or 64” square tablecloths (the size depends upon whether you choose the 56” or 66” wide Impress), or 600 – 18” or 22” square napkins can be ironed per hour with one Impress operator.

The principle benefit realized by the addition of the Impress ironer to your laundry is that the significant improvement in appearance of your linens with no real increase in operating costs.





### Intelatrol Automatic Monitoring System

We all need to be reminded of things from time to time. Have you ever forgotten to lock a door or turn off a light? Well, your laundry operator could forget to turn off the heat to your ironer, wasting energy and creating a hazard. They cannot forget if they have an Impress ironer equipped with the Intelatrol.

The Intelatrol will shut off the heat after twenty minutes if the machine is left unattended. A red light will indicate that the Intelatrol deactivated the system, thus saving energy, eliminating a potential hazard, and greatly increasing the life of your ironer ribbons and padding.

When the operator returns and activates a switch to reset the Intelatrol, the heating system will be activated, and when ready to operate, a green light will indicate the Impress is ready to begin ironing.

### Features

- Choice of 56" (1.4m) or 66" (1.6m) ironing width. Ideal for tablecloths, napkins, or pillow cases. Sheets and other large linens can be folded once and ironed.
- Made by "The Ironer People". This is all we do and we do it well. You cannot find an ironer on the market

that is less complicated than the Impress. We have worked hard to simplify our design so you have less to worry about. Making the machine too complex should not complicate ironing – the Impress makes it easy for you.

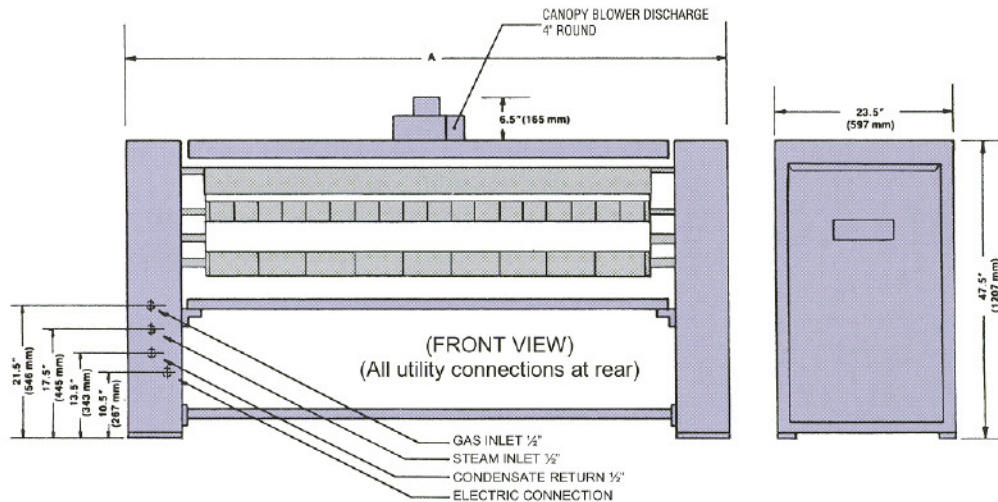
- The "mean-green machine". We use thick gauge metal with steel welded construction. This makes the Impress stronger than any other machine in its class, insuring a long life and maximum return on your investment. The entire machine is finished with a high grade "CMV Green" colored machine enamel, or other colors if desired.
- The Impress requires minimal floor space. The Impress can be placed against a wall, saving space in your laundry.
- Delivers beautifully ironed linen in any material: cotton, blended polyester/cotton, or all synthetics. Delicate fabrics such as silk can also be ironed with the Impress Temperature Control.
- Variable drive allows the operator to adjust the speed of the ironer to compensate for various moisture levels in the linen. The Impress speed range far exceeds ironers made in Europe. This difference greatly effects operator efficiency. Adequate return on your investment will be difficult with ironers that operate so slowly.
- Intelatrol automatic monitoring system controls your ironer to avoid wasting energy, hazardous conditions, or needless replacement of ironer parts.
- Instructional displays are located on the machine to remind operators of proper use. Each Impress is provided with instructional manuals and a video demonstrating proper installation, use, and maintenance.
- E.T.L. approved. Safety features include front, rear, and side interlocked guards; 24V controls; full width hand guard; full width on/off switch cable; properly sized exhaust blower to vent moisture and harmful products of combustion; accurate thermostatic heat control with high temperature shutoff; high gas pressure shut-off switch; and numerous warning labels and instructions.
- The Impress can be heated by gas, steam, or electricity. The gas-heated models are equipped with a full width multi-port induced draft burner that evenly distributes the heat with a total of only nine parts. Compare that to other burners using nearly fifty parts or those that heats oil and have two pumps and long piping to heat the ironer.
- Quality ironing. The Impress ironer uses Nomex padding and ribbons with automated pressure regulation to iron, dry, and remove wrinkles.



# TECHNICAL DATA – IMPRESS®

| MODEL  | G950x56                     | G950x66                     | S950x56                     | S950x66                     | E950x56                     | E950x66                     |
|--|-----------------------------|-----------------------------|-----------------------------|-----------------------------|-----------------------------|-----------------------------|
| Finishing Surface Width Inches (mm)          | 56<br>(1423)                | 66<br>(1677)                | 56<br>(1423)                | 66<br>(1677)                | 56<br>(1423)                | 66<br>(1677)                |
| Heated Roll Diameter Inches (mm)             | 12<br>(305)                 | 12<br>(305)                 | 11<br>(280)                 | 11<br>(280)                 | 12<br>(305)                 | 12<br>(305)                 |
| Variable Speed Range Feet Per Minute (m/min) | 10 – 30<br>(3 – 9.1)        |                             |                             |                             |                             |                             |
| Electrical Requirements Motor H.P. (kW)      | 1/3 + 1/50<br>(.249 + .15)  |                             |                             |                             |                             |                             |
| Maximum Gas Input B.T.U. / hr. (CAL. Kg/h)   | 70,000<br>(17,640)          | 85,000<br>(21,420)          | —                           | —                           | —                           | —                           |
| Electrical Requirements – Heating KW         | —                           | —                           | —                           | —                           | 14                          | 16                          |
| Steam Consumption B.H.P. (Kg/h)              | —                           | —                           | .56<br>(9)                  | .66<br>(10)                 | —                           | —                           |
| Net Weight Pounds (Kg)                       | 850<br>(382)                | 900<br>(405)                | 1000<br>(450)               | 1050<br>(472)               | 900<br>(405)                | 950<br>(427)                |
| Crated Size L x W x H Inches (mm)            | 89x37x62<br>(2261x940x1575) | 99x37x62<br>(2515x940x1575) | 89x37x62<br>(2261x940x1575) | 99x37x62<br>(2515x940x1575) | 89x37x62<br>(2261x940x1575) | 99x37x62<br>(2515x940x1575) |
| Crated Weight Pounds (Kg)                    | 990<br>(445)                | 1050<br>(472)               | 1140<br>(513)               | 1200<br>(540)               | 1040<br>(468)               | 1100<br>(495)               |
| Crated Volume Cubic Feet (Cubic m)           | 118<br>(3.33)               | 131<br>(3.7)                | 118<br>(3.33)               | 131<br>(3.7)                | 118<br>(3.33)               | 131<br>(3.7)                |

## DIMENSIONS



|               |                  |                  |
|---------------|------------------|------------------|
| Ironing Width | 56"              | 66"              |
|               | 81.5"<br>2070 mm | 89.5"<br>2273 mm |
| Length        | A                |                  |

E.T.L. Listed for U.S.A. and Canada



### CMV Sharper Finish, Inc.

4500 Augusta Boulevard  
Chicago, Illinois 60651 U.S.A.

Telephone: 773-276-4800

Facsimile: 773-276-6878

Email: sales@cmvsharperfinish.com

www.ironerpeople.com

Distributed by:

**QUESTIONS: 1-800-247-IRON**

Copyright 2003 by CMV Sharper Finish, Inc. Form No. 5047 Rev. 12/2003. In view of CMV's policy of providing you with the best products possible, we reserve the right to change specifications and appearance without notice. Contact the sales department for exact specifications, dimensions, and product approvals. We make over 100 different models that are sold throughout the world.